



BTI classic cars

VW Bus Project Costs

Car chosen for the project



VW Bus T1 1975 Beige

BRL	€	£	USD
19 000.00	3 055.69	2 681.04	3 553.46

Rate date: 01 Dec, 2025

6.2179

7.0868

5.3469

BRL

€

£

USD

Restoration	Minimum	Maximum	Min	Max	Min	Max	Min	Max	
Minimal restoration (with body filler)	2 000.00	5 000.00	321.65	804.13	282.21	705.54	374.05	935.12	
Engine: cleaning and maintenance	2 000.00	2 500.00	321.65	402.07	282.21	352.77	374.05	467.56	
Break: complete maintenance		400.00		64.33		56.44		74.81	
Suspension: Grease and cleaning		800.00		128.66		112.89		149.62	
Paint all car (External)		3 000.00		482.48		423.32		561.07	
Emblem, mirrors, lockers, door handles, etc	300.00	500.00	48.25	80.41	42.33	70.55	56.11	93.51	
Old and Original Parts		400.00		64.33		56.44		74.81	
Time 2,5 - 3 months	TOTAL	4 300.00	12 600.00	691.55	2 026.41	606.76	1 777.95	804.20	2 356.51

Budget created with average values of the 32 restorations

other services

Countertop and shelf system



11 000.00

1 769.09

1 552.18

2 057.27

STD White Line

Removed from costs: Freezer, Stove, Gas system, Fryer, Coffee machine
Remains: Large Sink, Shelves, Cabinets, LED Lighting: overhead, side and exterior (if requested) seat

0.00

Stainless steel covering will be used in:

- . Tables for Food Preparation;
- . Intermediate Table for beverage preparation and shelves for displaying fruit and beverages;
- . Countertop for order delivery.

0.00

Formica will be used for finishing all other cabinets and walls. Options are available on our
Website\Download\Camper Van Furniture, 207 Formica Options.pdf

Electric wire Kit complete.

added:
- USB (2 x 4 points)
- 2 cables for Sound System (4 points in/out)



900.00

144.74

127.00



168.32



BTI classic cars

VW Bus Project Costs

Parts to install

		BRL	€	£	USD
Ceiling 	Ceiling (fiberglass), side opening, TV mounts, electrical wires and sound input/output.				
	arm for locking and shock absorber system for opening (X) manual () automatic - motor	1 800.00	289.49	253.99	336.64
<p>. Freezer, Oven and equipments not included in the price, you choose the equipments in your country and send us the measurements;</p> <p>. wall outlet, must be sent from country of destination;</p> <p>. any change in the project can be requested.</p>					
					
	VW Bus Roof Cover. High Quality Colors: black, white, dark gray, gray, yellow, light blue, dark blue, light green, dark green, red, orange	Gift	Gift	Gift	Gift
TOTAL Parts (complete)		1 800.00	289.49	253.99	336.64

Total

		BRL		€		£		USD	
		Minimum	Maximum	Min	Max	Min	Max	Min	Max
Minimal restoration (with body filler); Time 2,5 - 3 months		4 300.00	12 600.00	691.55	2 026.41	606.76	1 777.95	804.20	2 356.51
Countertop and shelf system		11 000.00	11 000.00	1 769.09	1 769.09	1 552.18	1 552.18	2 057.27	2 057.27
Electric wire Kit		900.00		144.74	144.74	127.00	127.00	168.32	168.32
Ceiling		1 800.00		289.49	289.49	253.99	253.99	336.64	336.64
		0.00	0.00						
VW Bus T1 1975 Beige		19 000.00	19 000.00	3 055.69	3 055.69	2 681.04	2 681.04	3 553.46	3 553.46
Parts		1 800.00	1 800.00	289.49	289.49	253.99	253.99	336.64	336.64
Time 4 - 5 months	TOTAL	38 800.00	44 400.00	6 240.05	7 140.67	5 474.97	6 265.17	7 256.54	8 303.88



BTI classic cars

Thermal Insulation



Thermal Insulation, in the whole car.



Thermal Insulation on the floor, and real wood can be installed



Thermal Insulation in the ceiling and walls.



BTI classic cars


RHD Service



The service will be performed by a "retired" engineer from Volkswagen do Brasil who worked as Supervisor of the VW Bus assembly line,

you can read about him on our webpage: **[about us](#)**

Taller Driver Seat



The seat is placed at the required height, it is fixed without height adjustment, we recommend between 10cm and 15cm, the higher the seats is, the closer the driver's head is to the roof of the car.

The best way to define this is for the tallest person to sit in a VW Bus T1 and using some books, find the lowest acceptable height and imagine a road with potholes.



Disc Brake

brake upgrade services for VW Bus T1 or T2





Parts that can usually be replaced

Services performed in the complete restoration,
even if the vehicle has excellent original conditions

items to replace

Engine oil
Air filter
Fuel filter
Hoses new and attaching a clamp
Fuel pump (if necessary) or greasing
Alternator / Dynamo belt
Suspension Grease
Gearbox oil




engine: reconditioned and clean

items for repair or exchange:

Brake shoe set Rear
Brake Shoe set Front
Master cylinder
Carburetor: Cleaning, Kit Repair (new) and Adjustment

Transmission, maintenance services



Tires we recommend you to buy new ones in
your country, consider the differences in climate
and type of asphalt.



engine: assembled, new parts, cables and tubes

Parts that can usually be replaced

	Door Lock - alternative - VW Bus 1500 - 1967 until 1975 - passenger - each (unit)
	Door Lock - alternative - VW Bus 1500 - 1967 until 1975 - front driver side - left (unit)
	Door lock of the trunk - VW Bus 1957 until 1996 - each (unit)
	Lock of trunk door - alternative - VW Bus Pickup - 1967 until 1998 - each (unit)
	Glass door handle - alternative - Beattle 1978 on - iron - black - each (unit)
	Door lock - VW Bus - until 1996 - middle door - wings model - each (unit)
	Middle Door lock KIT - VW Bus - 1957 - 1996 - each (unit)
	Kit doors handle Chrome - only 1 Key
	Glass door handle - alternative - VW Bus - 1967 until 1975 - sliding - 1500 - chrome - passenger side - each (unit)
	Glass door handle - alternative - VW Bus - 1967 until 1975 - sliding - 1500 - chrome - driver side - each (unit)
	Door hinge - VW Bus - 1957 until 1996 - Trunk - to paint - each (unit)
	Dash Grab Handle - Black
	Key fuel tank - Chrome
	Side window Latch - Front Passenger side
	Side window Latch - Front Driver side















Parts that can usually be replaced

	Door handle control - VW Bus 1500 - 1967 until 1975 - driver side - each (unit)
	Door handle control - VW Bus 1500 - 1967 until 1975 - passenger side - each (unit)
	Door lock stop - alternative - VW Bus 1500 - 1967 until 1975 - front - metal - each (unit)
	Door lock stop of the trunk - VW Bus - until 1996 - each (unit)
	Middle door rod - VW Bus until 97 - lower - front - each (unit)
	Middle door rod - VW Bus until 97 - upper - front - each (unit)
	Door lock control rod - alternative - VW Bus (all) - each (unit)
	Middle door rod - VW Bus until 97 - upper - back - each (unit)
	Middle door rod - VW Bus until 97 - lower - back - each (unit)
	Door hinge pin - alternative - VW Bus - 1967 until 1997 - Brasília - all models - each (unit)
	Lock-Cylinder - alternative - Beattle/VW Bus/Variant - 1959 until 1977 - each (unit)
	Screw of the door lock stop - VW Bus - 1957on - door - 6x16 - 2 x 2 x 2 - each (unit)
	Screw to hold the Door - VW Bus - 1200/1500 - 1957 until 1975 - door - 6 x 24 - 2 x 3 x 2 cm - each (unit)
	Screw to Bumpers - VW Bus - 1200/1500 - 1957 until 1975 - door - 8 x 16 - 2 x 3 x 2 cm - each (unit)
	Screw to lock - VW Bus 1200/1500 - 1957 until 1975 - side door - 5 x 20 - 2 x 2 x 2 cm - each (unit)
	Screw to door engine, ... - VW Bus 1200/1500 - 1957 until 1975 - side door - 8 x 18 - 2 x 10 x 3 cm - each (unit)
	Screw to door - VW Bus 1200/1500 - 1957 until 1975 - side door - 8 x 18 - 2 x 2 x 2 cm - each (unit)
	Screw to lock - VW Bus 1200/1500 - 1957 until 1975 - side door - 6 x 35 - 2 x 2 x 2 cm - each (unit)
	Screw to door - VW Bus 1200/1500 - 1957 until 1975 - side door - 6 x 25 - 2 x 2 x 2 cm - each (unit)


















BTI classic cars

Parts that can usually be replaced

	Screw to Wheel - VW Bus 1200/1500 - 1959 until 1975 - side door - 4 x 7 x 4 cm - each (unit)
	Pin - alternative - VW Bus - 1967 until 1998 - accelerator pedal - each (unit)
	Support of the external door handle - VW Bus - 1500 - each (unit) - 1 x 7 x 4 cm
	Door hinge of the engine - VW Bus - 1957 until 1983 - each (unit)
	Hold the middle seat (each)
	Cap for Fuel Tank, VW Logo
	Rear Chrome Script, chromed metal
	Volkswagen - Rear
	External Mirrors Chrome - 2 pieces
	Ashtray
	Key Chain, 27mmX10mmX13mm, Metal, VW Bus (Gold, Silver) and Beetle "Gift"
	Front Light - 1967 up to 1975 - New - included: chrome ring - left or right - 1 piece


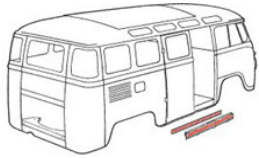















Parts that can usually be replaced

	<p>Bullet indicator Rear - New - 1963 - 1975</p> 
	<p>Front light indicator - until 1975 - New - 2 pieces</p>
	<p>Interior Light Lens</p>
	<p>Sun visor - VW Bus until 1975 - Passenger side - each (unit)</p>
	<p>Sun visor - VW Bus until 1975 - Driver side - each (unit)</p>
	<p>Rubbers KIT Complete VW T1 doors, engine, windows, felt channel set</p> 
	<p>Trim Lux (fillet: Black, Blue, Green, Red)</p>  
	<p>Exhaust - VW Bus</p>
	<p>Steering Wheel, Original Restored</p>
	<p>Glasses KIT, Original VW used, 19 units</p>
	<p>Vent windows - Original restored with latch - Kit: Left and Right</p>



















BTI classic cars

Parts that can usually be replaced

	Floor Sheet Metal front	
	Front Floor Plate, right third	
	Front Floor Plate, left third	
	Middle Floor - left	
	Middle Floor - right	
	Middle Floor - left part to repair	
	Middle Seat, floor - part to hold the seat	
	Back Seat, floor - part to hold the seat	
	Battery support - under the battery	
	Middle Floor - right part to repair (A)	
	inner middle door bottom (B)	
	lower middle door skin (C)	
	(A) + (B) + (C) 3 parts together (A) Middle Floor right part to repair + (B) inner cargo door bottom + (C) lower cargo door skin	
	front lower part, behind the bumpers	
	lower part, bottom left side between driver door and rear wheel	



Parts that can usually be replaced

	repair right side, between middle door and rear wheel	
	bumper left side, detail between bumpers and car body	
	bumper right side, detail between bumpers and car body	
	Outrigger Front support to stick the jack (front and rear is the same)	
	Outrigger Rear support to stick the jack (front and rear is the same)	
	Chassis crossmember front part	
	Chassis crossmember rear part	
	Chassis support - middle crossmember - type "U" open	
	Chassis support - middle crossmember - type "U" closed	
	Jack Support - front left	
	Jack Support - front right - Bus T1 and T2	
	Jack Support - rear right or left - Bus T1 and T2	
	Front Middle Doors - repair 23 cm, until 1975	
	Rear Middle Doors - repair 23 cm, until 1975	

Parts that can usually be replaced

	Front Middle Doors - repair 12 cm, until 1982	
	Rear Middle Doors - repair 12 cm, until 1982	
	Front passenger Door - repair	
	Front driver's Door - repair	
	rear corner, left or right, after 1967	
	external part - horizontal engine door	
	Middle door, Column Lower Inner. Front	
	Driver's cabin, Column Lower Inner, Left side	
	Driver's cabin, Column Lower Inner, Right side	
	internal part - horizontal engine door	
	chassis support - center crossmember	
	locking tab hole	
	rear Pick Up corner repair, left or right	
	Pick Up - Battery floor support 1967 until 1988	
	Wheel arches front, left Model: VW T1	



Parts that can usually be replaced

	Wheel arches front right Model: VW T1
	Pick Up Floor rear top 1967 - 2000
	Pick Up Floor front top 1967 - 2000
	Trunk floor, no hole to access "Fuel Tank Level Sending Unit"
	Trunk floor, New, Original model with 4 crossmember, hole to access "Fuel Tank Level Sending Unit"
	float access Cap, Original New, to access the "Fuel Tank Level Sending Unit"
	Fuel Tank, New, up to 1982
	Engine Door 1966 - 1975 - VW Bus
	Front Panel VW Bus, up to 1975
	Door - Front - external part to repair
	Windscreen – Wiper – Blade –alternative -VW Bus 1200 1957 to 1967 - pair



BTI classic cars








Parts that can usually be replaced

	Clips for Hub Caps, 5 pieces
	Wheel Band White, tires 13", 14", 15" and 16" (4 pieces)
	Carpet Driver Cabin, Rubber PVC, VW Bus T1 until 1975 (Brazil) 1967 (Germany)
	Clutch Cable VW Bus 1967 up to 1975
	Clutch Cable 3115 mm VW Bus 1967 up to 1975
	Accelerator Cable VW Bus 1967 up to 1975
	Speedometer Cable - 2060mm VW Bus 1967 up to 1975
	Handbrake Cable - 1575mm VW Bus 1962 up to 1966
	Handbrake Cable - 3462mm VW Bus 1967 up to 1975
	Brake Master Cylinder
	Brake Shoe set Front - VW270 X
	Brake shoe set Rear - VW271 XX
	Seat belts – VW Bus – retractable for Driver Cabin 1 Passenger 2 pieces – black – all Vw Bus



BTI classic cars

Parts that can usually be replaced

	<p>Turn Signal switch, 8 wires Replica, up to 1975, the button on the stem tip turns on High light, you can use 6 wires only.</p>
	<p>Electric wire Kit complete - <u>3 options</u>:</p> <ol style="list-style-type: none"> 1] 1958 - Jun/1974; 2] Jul/1975 (alternator); 3] 1976 - 1997 (generator). <p><u>Fuse Box</u>:</p> <p>1958 - Jun/1974 (8 Fuses); Jul/1975 - 1996 (12 fuses); 1997 - 2013 (Blade Fuse).</p>
	<p>Ignition coil - VW Bus 1500 1967 until 1975</p>
	<p>Ignition cables – NGK – Beetle above 1959 – VW Bus above 1957 – without catalytic – set –ST-V12</p>
	<p>Negative Battery Cable VW Bus</p>
	<p>VW Bus Condenser</p>
	<p>Ignition Points</p>
	<p>Spark plug - NGK</p>
	<p>Fuel Tank Level Sending Unit - New</p>
	<p>Fuel filter – Fram – gasoline – VW Bus 1500 1967 until 1975 – each (unit) G6</p>
	<p>Belt alternator / dynamo</p>



BTI classic cars

Parts that can usually be replaced



Kit Carburetor seal



Water tank Kit:

- reservoir
- cover
- hoses
- T splitter
- cables
- 2 water squirts
- 12V electric pump
- On/Off button



Steering Box Repair Kit "Roller system", after 1963



Steering Box Repair Kit, after 1963 Engine 1200, 1300, 1500



Kit **Repair Single Carburetor** Bus Beetle Brasilia 1300 1500 1600



Engine Seal Kit complete VW 1300 1500 1600



Fuel Pump: Beetle 1300, 1500, 1600 and VW Bus 1600



Fuel Pump: 1200



Shock absorber KIT, all VW Bus T1 models

Kit:
Front 2 units
Rear 2 units




















BTI classic cars

Leather Types and Colors

Cow, natural

Cow Leather:

			
Suede Natural	Suede Gray	Suede Brown	Suede Green
			
Brycon White	Brycon Gold	Capri Stone	Lezard Beige
			
Lezard Beige	Luna Beaver	Parafine Desert	Piave
			
Salerno Brown	Soft dark Brown	Soft Brown	Soft Black
			
Touch Beige	Touch Grey	Touch soft Grey	Touch Brown
			
Touch Black	Vital Beige	Vital Mat	Vital Brown
			
Vital Brown/Green	Vital Black	Suede Beige	Suede Caramel





Leather Types and Colors


Fish and **Pig**, natural

Fish Leather:

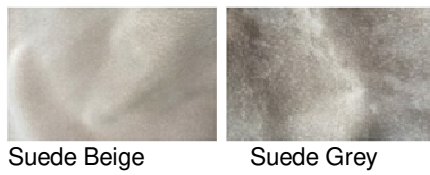
Brazilian Fish, name: Pirarucu



Chile Fish, name: Salmon



Pig Leather:







Natural Leather in all colors



BTI classic cars

Leather Types and Colors

Leatherette - Synthetic





Leather Types and Colors

Pig leather, natural and soft





BTI classic cars

Leather Colors options



painted natural leather, send a color sample





BTI classic cars

Nylon 70: Waterproof
material used to make camping tent





BTI classic cars

Oxford Fabric waterproof

used to: sunshade, awning, carport





BTI classic cars

Fabric options for seats and doors





BTI classic cars

Wood options
ceiling, walls, floor, shelves or furniture



Pinus
Perobinha Cedrinho Ipe Cumaru Jatobá Imbuia Jacaranda




Linheiro
Wengue Oregon Linheiro Premium Carvalho Noce Jatoba







BTI classic cars

Kit Upholstery Panels: Color Options 1/2





Kit Upholstery Panels: Color Options 2/2





BTI classic cars

Seat Cord 1/3

Leather





BTI classic cars

Seat Cord 2/3

PVC





BTI classic cars

Seat Cord 3/3

Polyester





BTI classic cars

Curtains, style options 1/5





BTI classic cars

Curtains, style options 2/5





BTI classic cars


Curtains, style options 3/5





BTI classic cars

Curtains, style options 4/5





BTI classic cars

Curtains, style options 5/5



Partition curtains, driver cabin / passenger

