



## Parts that can usually be replaced

Services performed in the complete restoration,  
even if the vehicle has excellent original conditions

### items to replace

Engine oil  
Air filter  
Fuel filter  
Hoses new and attaching a clamp  
Fuel pump (if necessary) or greasing  
Alternator / Dynamo belt  
Suspension Grease  
Gearbox oil




engine: reconditioned and clean

### items for repair or exchange:

Brake shoe set Rear  
Brake Shoe set Front  
Master cylinder  
Carburetor: Cleaning, Kit Repair (new) and Adjustment

Transmission, maintenance services



Tires we recommend you to buy new ones in  
your country, consider the differences in climate  
and type of asphalt.



engine: assembled, new parts, cables and tubes



## Parts that can usually be replaced

	Door Lock - alternative - VW Bus 1500 - 1967 until 1975 - passenger - each (unit)
	Door Lock - alternative - VW Bus 1500 - 1967 until 1975 - front driver side - left (unit)
	Door lock of the trunk - VW Bus 1957 until 1996 - each (unit)
	Lock of trunk door - alternative - VW Bus Pickup - 1967 until 1998 - each (unit)
	Glass door handle - alternative - Beattle 1978 on - iron - black - each (unit)
	Door lock - VW Bus - until 1996 - middle door - wings model - each (unit)
	Middle Door lock KIT - VW Bus - 1957 - 1996 - each (unit)
	Kit doors handle <b>Chrome</b> - <b>only 1 Key</b>
	Glass door handle - alternative - VW Bus - 1967 until 1975 - sliding - 1500 - chrome - passenger side - each (unit)
	Glass door handle - alternative - VW Bus - 1967 until 1975 - sliding - 1500 - chrome - driver side - each (unit)
	Door hinge - VW Bus - 1957 until 1996 - Trunk - to paint - each (unit)
	Dash Grab Handle - Black
	Key fuel tank - Chrome
	Side window Latch - Front Passenger side
	Side window Latch - Front Driver side















## Parts that can usually be replaced

	Door handle control - VW Bus 1500 - 1967 until 1975 - driver side - each (unit)
	Door handle control - VW Bus 1500 - 1967 until 1975 - passenger side - each (unit)
	Door lock stop - alternative - VW Bus 1500 - 1967 until 1975 - front - metal - each (unit)
	Door lock stop of the trunk - VW Bus - until 1996 - each (unit)
	Middle door rod - VW Bus until 97 - lower - front - each (unit)
	Middle door rod - VW Bus until 97 - upper - front - each (unit)
	Door lock control rod - alternative - VW Bus (all) - each (unit)
	Middle door rod - VW Bus until 97 - upper - back - each (unit)
	Middle door rod - VW Bus until 97 - lower - back - each (unit)
	Door hinge pin - alternative - VW Bus - 1967 until 1997 - Brasília - all models - each (unit)
	Lock-Cylinder - alternative - Beattle/VW Bus/Variant - 1959 until 1977 - each (unit)
	Screw of the door lock stop - VW Bus - 1957on - door - 6x16 - 2 x 2 x 2 - each (unit)
	Screw to hold the Door - VW Bus - 1200/1500 - 1957 until 1975 - door - 6 x 24 - 2 x 3 x 2 cm - each (unit)
	Screw to Bumpers - VW Bus - 1200/1500 - 1957 until 1975 - door - 8 x 16 - 2 x 3 x 2 cm - each (unit)
	Screw to lock - VW Bus 1200/1500 - 1957 until 1975 - side door - 5 x 20 - 2 x 2 x 2 cm - each (unit)
	Screw to door engine, ... - VW Bus 1200/1500 - 1957 until 1975 - side door - 8 x 18 - 2 x 10 x 3 cm - each (unit)
	Screw to door - VW Bus 1200/1500 - 1957 until 1975 - side door - 8 x 18 - 2 x 2 x 2 cm - each (unit)
	Screw to lock - VW Bus 1200/1500 - 1957 until 1975 - side door - 6 x 35 - 2 x 2 x 2 cm - each (unit)
	Screw to door - VW Bus 1200/1500 - 1957 until 1975 - side door - 6 x 25 - 2 x 2 x 2 cm - each (unit)


















BTI classic cars

## Parts that can usually be replaced

	Screw to Wheel - VW Bus 1200/1500 - 1959 until 1975 - side door - 4 x 7 x 4 cm - each (unit)
	Pin - alternative - VW Bus - 1967 until 1998 - accelerator pedal - each (unit)
	Support of the external door handle - VW Bus - 1500 - each (unit) - 1 x 7 x 4 cm
	Door hinge of the engine - VW Bus - 1957 until 1983 - each (unit)
	Hold the middle seat (each)
	Cap for Fuel Tank, VW Logo
	Rear Chrome Script, chromed metal
	Volkswagen - Rear
	External Mirrors Chrome - 2 pieces
	Ashtray
	Key Chain, 27mmX10mmX13mm, Metal, VW Bus (Gold, Silver) and Beetle <b>"Gift"</b>
	Front Light - 1967 up to 1975 - New - included: chrome ring - left or right - 1 piece












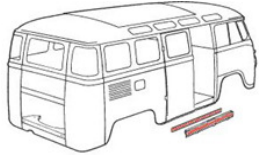





## Parts that can usually be replaced

	<p>Bullet indicator Rear - New - 1963 - 1975</p> 
	<p>Front light indicator - until 1975 - New - 2 pieces</p>
	<p>Interior Light Lens</p>
	<p>Sun visor - VW Bus until 1975 - Passenger side - each (unit)</p>
	<p>Sun visor - VW Bus until 1975 - Driver side - each (unit)</p>
	<p>Rubbers KIT Complete VW T1 doors, engine, windows, felt channel set</p> 
	<p>Trim Lux (fillet: Black, Blue, Green, Red)</p>  
	<p>Exhaust - VW Bus</p>
	<p>Steering Wheel, Original Restored</p>
	<p>Glasses KIT, Original VW used, 19 units</p>
	<p>Vent windows - Original restored with latch - Kit: Left and Right</p>



BTI classic cars

















## Parts that can usually be replaced

	Floor Sheet Metal front	
	Front Floor Plate, right third	
	Front Floor Plate, left third	
	Middle Floor - left	
	Middle Floor - right	
	Middle Floor - left part to repair	
	Middle Seat, floor - part to hold the seat	
	Back Seat, floor - part to hold the seat	
	Battery support - under the battery	
	Middle Floor - right part to repair (A)	
	inner middle door bottom (B)	
	lower middle door skin (C)	
	(A) + (B) + (C) 3 parts together (A) Middle Floor right part to repair + (B) inner cargo door bottom + (C) lower cargo door skin	
	front lower part, behind the bumpers	
	lower part, bottom left side between driver door and rear wheel	





## Parts that can usually be replaced

	repair right side, between middle door and rear wheel	
	bumper left side, detail between bumpers and car body	
	bumper right side, detail between bumpers and car body	
	Outrigger Front support to stick the jack (front and rear is the same)	
	Outrigger Rear support to stick the jack (front and rear is the same)	
	Chassis crossmember front part	
	Chassis crossmember rear part	
	Chassis support - middle crossmember - type "U" open	
	Chassis support - middle crossmember - type "U" closed	
	Jack Support - front left	
	Jack Support - front right - Bus T1 and T2	
	Jack Support - rear right or left - Bus T1 and T2	
	Front Middle Doors - repair 23 cm, until 1975	
	Rear Middle Doors - repair 23 cm, until 1975	

## Parts that can usually be replaced

	Front Middle Doors - repair 12 cm, until 1982	
	Rear Middle Doors - repair 12 cm, until 1982	
	Front passenger Door - repair	
	Front driver's Door - repair	
	rear corner, left or right, after 1967	
	external part - horizontal engine door	
	Middle door, Column Lower Inner. Front	
	Driver's cabin, Column Lower Inner, <b>Left</b> side	
	Driver's cabin, Column Lower Inner, <b>Right</b> side	
	internal part - horizontal engine door	
	chassis support - center crossmember	
	locking tab hole	
	rear Pick Up corner repair, left or right	
	Pick Up - Battery floor support 1967 until 1988	
	Wheel arches front, left Model: <b>VW T1</b>	





## Parts that can usually be replaced

	Wheel arches front right Model: VW T1
	Pick Up Floor rear top 1967 - 2000
	Pick Up Floor front top 1967 - 2000
	Trunk floor, no hole to access "Fuel Tank Level Sending Unit"
	Trunk floor, New, Original model with 4 crossmember, hole to access "Fuel Tank Level Sending Unit"
	float access Cap, Original New, to access the "Fuel Tank Level Sending Unit"
	Fuel Tank, New, up to 1982
	Engine Door 1966 - 1975 - VW Bus
	Front Panel VW Bus, up to 1975
	Door - Front - external part to repair
	Windscreen – Wiper – Blade –alternative -VW Bus 1200 1957 to 1967 - pair










## Parts that can usually be replaced

	Clips for Hub Caps, 5 pieces	
	Wheel Band White, tires 13", 14", 15" and 16" (4 pieces)	
	Carpet Driver Cabin, Rubber PVC, VW Bus T1 until 1975 (Brazil) 1967 (Germany)	
	Clutch Cable	VW Bus 1967 up to 1975
	Clutch Cable 3115 mm	VW Bus 1967 up to 1975
	Accelerator Cable	VW Bus 1967 up to 1975
	Speedometer Cable - 2060mm	VW Bus 1967 up to 1975
	Handbrake Cable - 1575mm	VW Bus 1962 up to 1966
	Handbrake Cable - 3462mm	VW Bus 1967 up to 1975
	Brake Master Cylinder	
	Brake Shoe set Front - VW270 X	
	Brake shoe set Rear - VW271 XX	
	Seat belts – VW Bus – retractable for Driver Cabin 1 Passenger 2 pieces – black – all Vw Bus	



BTI classic cars

## Parts that can usually be replaced

	<p>Turn Signal switch, 8 wires Replica, up to 1975, the button on the stem tip turns on High light, you can use 6 wires only.</p>
	<p>Electric wire Kit complete - <u>3 options</u>:</p> <ol style="list-style-type: none"> <li>1] 1958 - Jun/1974;</li> <li>2] Jul/1975 (alternator);</li> <li>3] 1976 - 1997 (generator).</li> </ol> <p><u>Fuse Box</u>:</p> <p>1958 - Jun/1974 (8 Fuses);  Jul/1975 - 1996 ( 12 fuses);  1997 - 2013 (Blade Fuse).</p>
	<p>Ignition coil - VW Bus 1500 1967 until 1975</p>
	<p>Ignition cables – NGK – Beetle above 1959 – VW Bus above 1957 – without catalytic – set –ST-V12</p>
	<p>Negative Battery Cable VW Bus</p>
	<p>VW Bus Condenser</p>
	<p>Ignition Points</p>
	<p>Spark plug - NGK</p>
	<p>Fuel Tank Level Sending Unit - New</p>
	<p>Fuel filter – Fram – gasoline – VW Bus 1500 1967 until 1975 – each (unit) G6</p>
	<p>Belt alternator / dynamo</p>



BTI classic cars

## Parts that can usually be replaced



Kit Carburetor seal



Water tank Kit:

- reservoir
- cover
- hoses
- T splitter
- cables
- 2 water squirts
- 12V electric pump
- On/Off button



Steering Box Repair Kit "Roller system", after 1963



Steering Box Repair Kit, after 1963 Engine 1200, 1300, 1500

Kit **Repair Single Carburetor** Bus Beetle Brasilia 1300 1500 1600

Engine Seal Kit complete VW 1300 1500 1600



Fuel Pump: Beetle 1300, 1500, 1600 and VW Bus 1600



Fuel Pump: 1200



Shock absorber KIT, all VW Bus T1 models

Kit:  
Front 2 units  
Rear 2 units