



VW Bus Restoration Prices in Brazil

Camper Van Project

Basic Project



Camper Basic Kit



Camper Van transformation:

- ▶ Furniture, Bed / Middle benches (Rock and Roll Bed);
- ▶ Shelves in the middle doors;
- ▶ 1 sink with Tap and Space for refrigerator;
- ▶ Hob, Sink/ and Fridge;
- ▶ Retractable table (internal);
- ▶ Retractable table (external);
- ▶ Armchair for the table with chest under the cushion or a Toilet;
- ▶ Drawer below the bed;
- ▶ Furniture with drawers (passenger side);
- ▶ Chest / large closet (passenger side);
- ▶ rear window Curtains;
- ▶ Kit Roof Upholstery;
- ▶ upper rear Compartment with closet door;
- ▶ 1 central Light;
- ▶ Seat Cover (Driver Cabin) with Faux Leather or fabrics;
- ▶ Internal Carpets: roof, doors, sides, seats and bed. Floor: Laminate Flooring or Wood.

Accessories included:

- ▶ Roof Rack Kit - Front, Rear and Stairs;
- ▶ Trim Lux (fillet: Black, Blue, Green or Red);
- ▶ Curtains - see "Fabrics options";
- ▶ Hub Cap VW badge (chromed or painted);
- ▶ External Mirrors Chrome - 2 pieces;

BRL

€

£

USD

22 000.00 3 378.95 2 873.53 3 834.42



VW Bus Restoration Prices in Brazil

Camper Van Project

Rate date: 08 May, 2025 6.5109 7.6561 5.7375

	BRL		€		£		USD	
Restoration	Minimum	Maximum	Min	Max	Min	Max	Min	Max
Half restoration (minimum body filler)	13 000.00	17 000.00	1 996.65	2 611.01	1 697.99	2 220.45	2 265.80	2 962.96
Parts: new for body car (floor, front, doors)	1 000.00	3 000.00	153.59	460.77	130.61	391.84	174.29	522.88
Electric: installation of "complete wire Kit"	1 800.00	1 800.00	276.46	276.46	235.11	235.11	313.73	313.73
Engine: cleaning, complete maintenance	2 500.00	2 800.00	383.97	430.05	326.54	365.72	435.73	488.02
Break: complete maintenance	400.00	1 600.00	61.44	245.74	52.25	208.98	69.72	278.87
Suspension: Grease and cleaning	800.00	3 000.00	122.87	460.77	104.49	391.84	139.43	522.88
Paint all car (Internal and External)	2 000.00	4 500.00	307.18	691.15	261.23	587.77	348.58	784.31
Emblem, mirrors, lockers, door handles, etc	800.00	1 400.00	122.87	215.02	104.49	182.86	139.43	244.01
Old and Original Parts	900.00	1 200.00	138.23	184.31	117.55	156.74	156.86	209.15
Time 3 - 5 months	TOTAL	23 200.00	3 563.26	5 575.27	3 030.26	4 741.32	4 043.57	6 326.80

Budget created with average values of the 32 restorations

other services				
Taller Driver Seat, adjustment	1 800.00	276.46	235.11	313.73
Thermal Insulation	2 000.00	307.18	261.23	348.58
Change LHD to RHD, (new brake included)	9 000.00	1 382.30	1 175.53	1 568.63

Car chosen for the project



	BRL	€	£	USD
VW Bus T1 1975 Beige	19 000.00	2 918.18	2 481.68	3 311.55



VW Bus Restoration Prices in Brazil

Camper Van Project

Parts to install

	BRL	€	£	USD
 <p>Samba Windows kit (not installed) 8 Tempered Glass, Included: 8 Window Rubbers, Internal fillers (are placed only with pressure), Paper Template, Instruction Manual, Protective packaging</p>	3 500.00	537.56	457.15	610.02
 <p>VW Bus Roof Cover. High Quality Colors: black, white, dark gray, gray, yellow, light blue, dark blue, light green, dark green, red, orange</p>	Gift	Gift	Gift	Gift
TOTAL Parts (complete)	3 500.00	537.56	457.15	610.02

Total

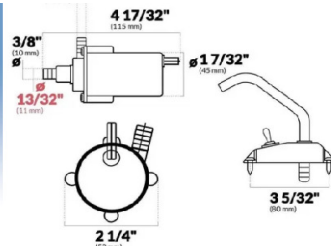
	BRL		€		£		USD		
	Minimum	Maximum	Min	Max	Min	Max	Min	Max	
Half restoration (minimum body filler); Time 3 - 5 months	23 200.00	36 300.00	3 563.26	5 575.27	3 030.26	4 741.32	4 043.57	6 326.80	
Taller Driver Seat, adjustment	1 800.00	1 800.00	276.46	276.46	235.11	235.11	313.73	313.73	
Thermal Insulation	2 000.00	2 000.00	307.18	307.18	261.23	261.23	348.58	348.58	
Change LHD to RHD, (new brake included)	9 000.00	9 000.00	1 382.30	1 382.30	1 175.53	1 175.53	1 568.63	1 568.63	
VW Bus T1 1975 Beige	0.00	0.00							
Camper Van basic Kit Time: 1,5 - 2 months	22 000.00	22 000.00	3 378.95	3 378.95	2 873.53	2 873.53	3 834.42	3 834.42	
Parts	3 500.00	3 500.00	537.56	537.56	457.15	457.15	610.02	610.02	
Time 4,5 - 7 months	TOTAL	61 500.00	74 600.00	9 445.70	11 457.71	8 032.81	9 743.86	10 718.95	13 002.18



VW Bus Restoration Prices in Brazil

Camper Van Project

water Heater - Tap - Refrigerator - Battery



water Heater Tap

Chrome plastic, pump with a flow capacity of 378 liters per hour, 12mm, 12 V, 1,5 A

BRL

€

£

USD

282.00

43.31

36.83

49.15



Tap.

Base material: Stainless Steel, Mounting rubber ring: PVC plastic, Surface treatment: Chrome

It is necessary to add a water pump.

Can rotate up and down 180 degrees and also 360 degrees left and right

520.00

79.87

67.92

90.63

Sink, stainless steel, 300x300x150 mm
included in the kit



Water tank, fresh water and dirty water.
40 liters each
included in the kit



Refrigerator

45 liter capacity
150 amps, 12 volts, Net weight 15 Kg, Power 45 W
Battery voltage 12 V / 24 V
Width: 47.2 cm X Height 49.2 cm X Depth 45 cm



2 200.00

337.89

287.35

383.44

Battery, extra

included in the kit

The ideal is to add 1 more battery, used in trucks, 150 amps,
12 volts - Height x width x length 233mm x 233mm x 512 mm

It is necessary to install a battery charger, the wire is at the engine location and a battery voltage meter on the car dashboard





Thermal Insulation



Thermal Insulation, in the whole car.



Thermal Insulation on the floor, and real wood can be installed



Thermal Insulation in the ceiling and walls.



BTI classic cars


RHD Service



The service will be performed by a "retired" engineer from Volkswagen do Brasil who worked as Supervisor of the VW Bus assembly line,

you can read about him on our webpage: **[about us](#)**

Taller Driver Seat





The seat is placed at the required height, it is fixed without height adjustment, we recommend between 10cm and 15cm, the higher the seats is, the closer the driver's head is to the roof of the car.

The best way to define this is for the tallest person to sit in a VW Bus T1 and using some books, find the lowest acceptable height and imagine a road with potholes.



Disc Brake

brake upgrade services for VW Bus T1 or T2





Parts that can usually be replaced

Services performed in the complete restoration,
even if the vehicle has excellent original conditions

items to replace

Engine oil
Air filter
Fuel filter
Hoses new and attaching a clamp
Fuel pump (if necessary) or greasing
Alternator / Dynamo belt
Suspension Grease
Gearbox oil




engine: reconditioned and clean

items for repair or exchange:

Brake shoe set Rear
Brake Shoe set Front
Master cylinder
Carburetor: Cleaning, Kit Repair (new) and Adjustment

Transmission, maintenance services



Tires we recommend you to buy new ones in
your country, consider the differences in climate
and type of asphalt.



engine: assembled, new parts, cables and tubes



Parts that can usually be replaced

	Door Lock - alternative - VW Bus 1500 - 1967 until 1975 - passenger - each (unit)
	Door Lock - alternative - VW Bus 1500 - 1967 until 1975 - front driver side - left (unit)
	Door lock of the trunk - VW Bus 1957 until 1996 - each (unit)
	Lock of trunk door - alternative - VW Bus Pickup - 1967 until 1998 - each (unit)
	Glass door handle - alternative - Beattle 1978 on - iron - black - each (unit)
	Door lock - VW Bus - until 1996 - middle door - wings model - each (unit)
	Middle Door lock KIT - VW Bus - 1957 - 1996 - each (unit)
	Kit doors handle Chrome - only 1 Key
	Glass door handle - alternative - VW Bus - 1967 until 1975 - sliding - 1500 - chrome - passenger side - each (unit)
	Glass door handle - alternative - VW Bus - 1967 until 1975 - sliding - 1500 - chrome - driver side - each (unit)
	Door hinge - VW Bus - 1957 until 1996 - Trunk - to paint - each (unit)
	Dash Grab Handle - Black
	Key fuel tank - Chrome
	Side window Latch - Front Passenger side
	Side window Latch - Front Driver side













Parts that can usually be replaced

	Door handle control - VW Bus 1500 - 1967 until 1975 - driver side - each (unit)
	Door handle control - VW Bus 1500 - 1967 until 1975 - passenger side - each (unit)
	Door lock stop - alternative - VW Bus 1500 - 1967 until 1975 - front - metal - each (unit)
	Door lock stop of the trunk - VW Bus - until 1996 - each (unit)
	Middle door rod - VW Bus until 97 - lower - front - each (unit)
	Middle door rod - VW Bus until 97 - upper - front - each (unit)
	Door lock control rod - alternative - VW Bus (all) - each (unit)
	Middle door rod - VW Bus until 97 - upper - back - each (unit)
	Middle door rod - VW Bus until 97 - lower - back - each (unit)
	Door hinge pin - alternative - VW Bus - 1967 until 1997 - Brasília - all models - each (unit)
	Lock-Cylinder - alternative - Beattle/VW Bus/Variant - 1959 until 1977 - each (unit)
	Screw of the door lock stop - VW Bus - 1957on - door - 6x16 - 2 x 2 x 2 - each (unit)
	Screw to hold the Door - VW Bus - 1200/1500 - 1957 until 1975 - door - 6 x 24 - 2 x 3 x 2 cm - each (unit)
	Screw to Bumpers - VW Bus - 1200/1500 - 1957 until 1975 - door - 8 x 16 - 2 x 3 x 2 cm - each (unit)
	Screw to lock - VW Bus 1200/1500 - 1957 until 1975 - side door - 5 x 20 - 2 x 2 x 2 cm - each (unit)
	Screw to door engine, ... - VW Bus 1200/1500 - 1957 until 1975 - side door - 8 x 18 - 2 x 10 x 3 cm - each (unit)
	Screw to door - VW Bus 1200/1500 - 1957 until 1975 - side door - 8 x 18 - 2 x 2 x 2 cm - each (unit)
	Screw to lock - VW Bus 1200/1500 - 1957 until 1975 - side door - 6 x 35 - 2 x 2 x 2 cm - each (unit)
	Screw to door - VW Bus 1200/1500 - 1957 until 1975 - side door - 6 x 25 - 2 x 2 x 2 cm - each (unit)



BTI classic cars

Parts that can usually be replaced

	Screw to Wheel - VW Bus 1200/1500 - 1959 until 1975 - side door - 4 x 7 x 4 cm - each (unit)
	Pin - alternative - VW Bus - 1967 until 1998 - accelerator pedal - each (unit)
	Support of the external door handle - VW Bus - 1500 - each (unit) - 1 x 7 x 4 cm
	Door hinge of the engine - VW Bus - 1957 until 1983 - each (unit)
	Hold the middle seat (each)
	Cap for Fuel Tank, VW Logo
	Rear Chrome Script, chromed metal
	Volkswagen - Rear
	External Mirrors Chrome - 2 pieces
	Ashtray
	Key Chain, 27mmX10mmX13mm, Metal, VW Bus (Gold, Silver) and Beetle "Gift"
	Front Light - 1967 up to 1975 - New - included: chrome ring - left or right - 1 piece




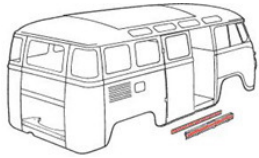









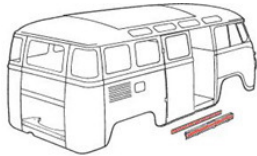





Parts that can usually be replaced

	<p>Bullet indicator Rear - New - 1963 - 1975</p>
	<p>Front light indicator - until 1975 - New - 2 pieces</p>
	<p>Interior Light Lens</p>
	<p>Sun visor - VW Bus until 1975 - Passenger side - each (unit)</p>
	<p>Sun visor - VW Bus until 1975 - Driver side - each (unit)</p>
	<p>Rubbers KIT Complete VW T1 doors, engine, windows, felt channel set</p>
	<p>Trim Lux (fillet: Black, Blue, Green, Red)</p>
	<p>Exhaust - VW Bus</p>
	<p>Steering Wheel, Original Restored</p>
	<p>Glasses KIT, Original VW used, 19 units</p>
	<p>Vent windows - Original restored with latch - Kit: Left and Right</p>



















BTI classic cars

Parts that can usually be replaced

	Floor Sheet Metal front	
	Front Floor Plate, right third	
	Front Floor Plate, left third	
	Middle Floor - left	
	Middle Floor - right	
	Middle Floor - left part to repair	
	Middle Seat, floor - part to hold the seat	
	Back Seat, floor - part to hold the seat	
	Battery support - under the battery	
	Middle Floor - right part to repair (A)	
	inner middle door bottom (B)	
	lower middle door skin (C)	
	(A) + (B) + (C) 3 parts together (A) Middle Floor right part to repair + (B) inner cargo door bottom + (C) lower cargo door skin	
	front lower part, behind the bumpers	
	lower part, bottom left side between driver door and rear wheel	




Parts that can usually be replaced

	repair right side, between middle door and rear wheel	
	bumper left side, detail between bumpers and car body	
	bumper right side, detail between bumpers and car body	
	Outrigger Front support to stick the jack (front and rear is the same)	
	Outrigger Rear support to stick the jack (front and rear is the same)	
	Chassis crossmember front part	
	Chassis crossmember rear part	
	Chassis support - middle crossmember - type "U" open	
	Chassis support - middle crossmember - type "U" closed	
	Jack Support - front left	
	Jack Support - front right - Bus T1 and T2	
	Jack Support - rear right or left - Bus T1 and T2	
	Front Middle Doors - repair 23 cm, until 1975	
	Rear Middle Doors - repair 23 cm, until 1975	



Parts that can usually be replaced

	Front Middle Doors - repair 12 cm, until 1982	
	Rear Middle Doors - repair 12 cm, until 1982	
	Front passenger Door - repair	
	Front driver's Door - repair	
	rear corner, left or right, after 1967	
	external part - horizontal engine door	
	Middle door, Column Lower Inner. Front	
	Driver's cabin, Column Lower Inner, Left side	
	Driver's cabin, Column Lower Inner, Right side	
	internal part - horizontal engine door	
	chassis support - center crossmember	
	locking tab hole	
	rear Pick Up corner repair, left or right	
	Pick Up - Battery floor support 1967 until 1988	
	Wheel arches front, left Model: VW T1	



Parts that can usually be replaced

	Wheel arches front right Model: VW T1
	Pick Up Floor rear top 1967 - 2000
	Pick Up Floor front top 1967 - 2000
	Trunk floor, no hole to access "Fuel Tank Level Sending Unit"
	Trunk floor, New, Original model with 4 crossmember, hole to access "Fuel Tank Level Sending Unit"
	float access Cap, Original New, to access the "Fuel Tank Level Sending Unit"
	Fuel Tank, New, up to 1982
	Engine Door 1966 - 1975 - VW Bus
	Front Panel VW Bus, up to 1975
	Door - Front - external part to repair
	Windscreen – Wiper – Blade –alternative -VW Bus 1200 1957 to 1967 - pair








Parts that can usually be replaced

	Clips for Hub Caps, 5 pieces	
	Wheel Band White, tires 13", 14", 15" and 16" (4 pieces)	
	Carpet Driver Cabin, Rubber PVC, VW Bus T1 until 1975 (Brazil) 1967 (Germany)	
	Clutch Cable	VW Bus 1967 up to 1975
	Clutch Cable 3115 mm	VW Bus 1967 up to 1975
	Accelerator Cable	VW Bus 1967 up to 1975
	Speedometer Cable - 2060mm	VW Bus 1967 up to 1975
	Handbrake Cable - 1575mm	VW Bus 1962 up to 1966
	Handbrake Cable - 3462mm	VW Bus 1967 up to 1975
	Brake Master Cylinder	
	Brake Shoe set Front - VW270 X	
	Brake shoe set Rear - VW271 XX	
	Seat belts – VW Bus – retractable for Driver Cabin 1 Passenger 2 pieces – black – all Vw Bus	



BTI classic cars

Parts that can usually be replaced

	<p>Turn Signal switch, 8 wires Replica, up to 1975, the button on the stem tip turns on High light, you can use 6 wires only.</p>
	<p>Electric wire Kit complete - <u>3 options</u>:</p> <ol style="list-style-type: none"> 1] 1958 - Jun/1974; 2] Jul/1975 (alternator); 3] 1976 - 1997 (generator). <p><u>Fuse Box</u>:</p> <p>1958 - Jun/1974 (8 Fuses); Jul/1975 - 1996 (12 fuses); 1997 - 2013 (Blade Fuse).</p>
	<p>Ignition coil - VW Bus 1500 1967 until 1975</p>
	<p>Ignition cables – NGK – Beetle above 1959 – VW Bus above 1957 – without catalytic – set –ST-V12</p>
	<p>Negative Battery Cable VW Bus</p>
	<p>VW Bus Condenser</p>
	<p>Ignition Points</p>
	<p>Spark plug - NGK</p>
	<p>Fuel Tank Level Sending Unit - New</p>
	<p>Fuel filter – Fram – gasoline – VW Bus 1500 1967 until 1975 – each (unit) G6</p>
	<p>Belt alternator / dynamo</p>



BTI classic cars

Parts that can usually be replaced



Kit Carburetor seal



Water tank Kit:

- reservoir
- cover
- hoses
- T splitter
- cables
- 2 water squirts
- 12V electric pump
- On/Off button



Steering Box Repair Kit "Roller system", after 1963



Steering Box Repair Kit, after 1963 Engine 1200, 1300, 1500

Kit **Repair Single Carburetor** Bus Beetle Brasilia 1300 1500 1600

Engine Seal Kit complete VW 1300 1500 1600



Fuel Pump: Beetle 1300, 1500, 1600 and VW Bus 1600



Fuel Pump: 1200



Shock absorber KIT, all VW Bus T1 models

Kit:
Front 2 units
Rear 2 units















BTI classic cars

Leather Types and Colors

Cow, natural

Cow Leather:

			
Suede Natural	Suede Gray	Suede Brown	Suede Green
			
Brycon White	Brycon Gold	Capri Stone	Lezard Beige
			
Lezard Beige	Luna Beaver	Parafine Desert	Piave
			
Salerno Brown	Soft dark Brown	Soft Brown	Soft Black
			
Touch Beige	Touch Grey	Touch soft Grey	Touch Brown
			
Touch Black	Vital Beige	Vital Mat	Vital Brown
			
Vital Brown/Green	Vital Black	Suede Beige	Suede Caramel





Leather Types and Colors


Fish and **Pig**, natural

Fish Leather:

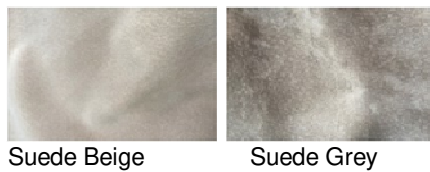
Brazilian Fish, name: Pirarucu



Chile Fish, name: Salmon



Pig Leather:





Natural Leather in all colors



BTI classic cars

Leather Types and Colors

Leatherette - Synthetic





Leather Types and Colors

Pig leather, natural and soft





BTI classic cars

Leather Colors options



painted natural leather, send a color sample





BTI classic cars

Nylon 70: Waterproof
material used to make camping tent





BTI classic cars

Oxford Fabric waterproof

used to: sunshade, awning, carport





BTI classic cars


Fabric options for seats and doors





BTI classic cars


Wood options
ceiling, walls, floor, shelves or furniture





BTI classic cars



Kit Upholstery Panels: Color Options 1/2





BTI classic cars

Kit Upholstery Panels: Color Options 2/2





BTI classic cars

Seat Cord 1/3

Leather






BTI classic cars

Seat Cord 2/3

PVC





BTI classic cars

Seat Cord 3/3

Polyester





BTI classic cars

Curtains, style options 1/5





BTI classic cars

Curtains, style options 2/5





BTI classic cars


Curtains, style options 3/5





BTI classic cars

Curtains, style options 4/5





BTI classic cars



Curtains, style options 5/5



Partition curtains, driver cabin / passenger



Camper Van Furniture: 207 Formica Options





Camper Van Furniture: 207 Formica Options



b46



b47



b48



b49



b50



b51



b52



b53



b54



b55



b56



b57



b58



b59



b60



b61



b62



b63



b64



b65



b66



b67



b68



b69



b70



b71



b72



b73



b74



b75



b76



b77



b78



b79



b80



b81



b82



b83



b84



b85



b86



b87



b88



b89



b90



b91



b92



b93



b94



b95



b96



b97



b98



b99



b100



b101



b102



b103



b104



b105



Camper Van Furniture: 207 Formica Options



c106



c107



c108



c109



c110



c111



c112



c113



c114



c115



c116



c117



c118



c119



c120



c121



c122



c123



c124



c125



c126



c127



c128



c129



c130



c131



c132



c133



c134



c135



c136



c137



c138



c139



c140



c141



c142



c143



c144



c145



c146



c147



c148



c149



c150



c151



c152



c153



c154



c155



c156



c157



c158



c159



c160



c161



c162



c163



c164




c165



Camper Van Furniture: 207 Formica Options



d166



d167



d168



d169



d170



d171



d172



d173



d174



d175



d176




d177



d178



d179



d180



d181



d182



d183



d184



d185



d186



d187




d188



d189



d190



d191



d192



d193



d194



d195



d196



d197



d198




d199




d200



d201



d202



d203



d204



d205



d206



d207

